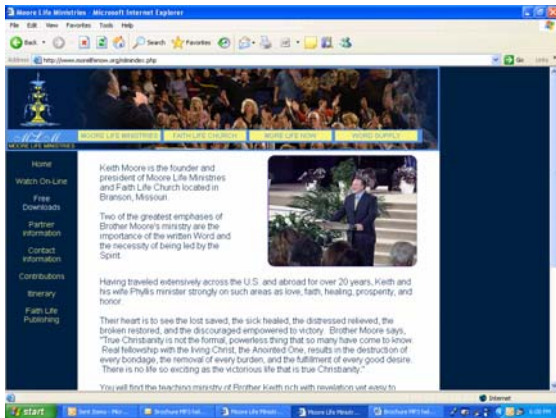


DOWNLOADING A MESSAGE TO YOUR COMPUTER

The following instructions have been provided to assist you in downloading teaching messages by Keith and Phyllis Moore.

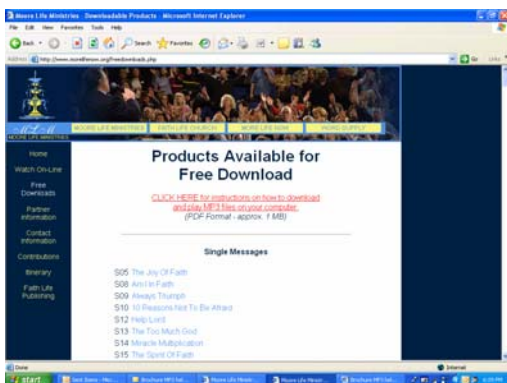
1. Go to the Faith Life Church website at **www.moorelife.org**
Your computer screen should display the following:



2. Click the **WORD SUPPLY** option, then click on **Free Downloads**.



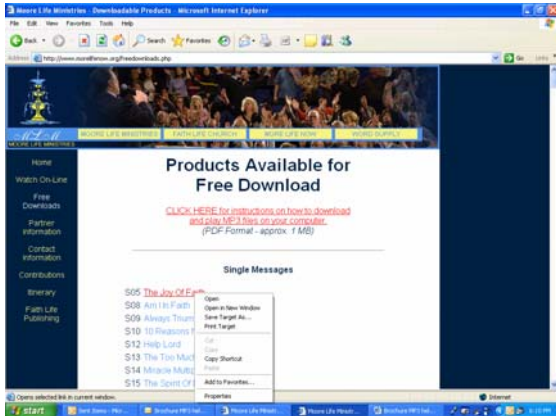
3. A **Products Available for Free Download** screen will appear.



4. Click on the scroll bar on the right to scroll down and view all of the available message titles.

5. Select a message by right-clicking on the title.

6. A pop-up menu will appear. Click on the “Save Target As...” option.



7. Save the message to a folder in your computer.

8. A pop-up box will appear indicating that the message is downloading.

9. When the message has completed downloading, a pop-up box will appear indicating that the download is complete.

LISTENING TO YOUR DOWNLOADED MESSAGE

Now you are ready to listen to your message.

1. Locate the message title in the folder where you saved it.

2. Using your mouse or pointing device, double click on the file name.

Your Windows[®] Media Player or other designated media player will open, and the selected message will begin playing.